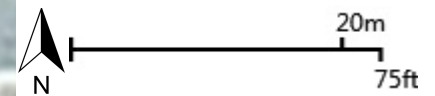




Map Legend

- ⑮ Combined Sewer
- Storm Sewer
- 🔥 Fire Hydrants
- Sewer Run



Manhole Inspection Report

Notes:
 This is a sample report showing an area of manhole inspections done in an urban area.



Project: Manhole Inspection	
Location: Area 1	
Client Name: Your Customer Name	
6/27/2013 11:41:49 AM	Revision: 2
Created by: Jim	Approved by: Jim
Disclaimer: None	
8 1/2 x 11	1/3

Parts List Summary

Label	Seal Frame Adjustment	Number of Holes	Frame Adjustment Height	Video Link	Manhole Number
2512 arthington	Good	8	2	file:///C:/Users/jimbenson/Desktop/National%20Power%20Rodding%209-10.mpg	2518
829 cambell	Good	0	0	file:///L:/Jim%20Benson%20Documents/Videos%20for%20Mesa\Mesa%20Video.wmv	0
Combined Sewer 3	Good	6	2	file:///C:/Users/jimbenson/Desktop/National%20Power%20Rodding%201-2.mpg	2540
Combined Sewer 4	Good	-8	3	file:///C:/Users/jimbenson/Desktop/National%20Power%20Rodding%209-10.mpg	2500
Combined Sewer 5	Good	8	8	file:///C:/Users/jimbenson/Desktop/National%20Power%20Rodding%201-2.mpg	2563
Fire Hydrants 1					
Sewer Run 1					
Sewer Run 1					
Sewer Run 2					
Storm Sewer 1	Good	0	0		0

Manhole Inspection Report

Notes:
This is a sample report showing an area of manhole inspections done in an urban area.




Project: Manhole Inspection	
Location: Area 1	
Client Name: Your Customer Name	
6/27/2013 11:41:49 AM	Revision: 2
Created by: Jim	Approved by: Jim
Disclaimer: None	
8 1/2 x 11	2/3



2512 arthington




Combined Sewer 3




Combined Sewer 4



Combined Sewer 5



Fire Hydrants 1



Storm Sewer 1

Manhole Inspection Report

Notes:

This is a sample report showing an area of manhole inspections done in an urban area.



Project: Manhole Inspection	
Location: Area 1	
Client Name: Your Customer Name	
6/27/2013 11:41:49 AM	Revision: 2
Created by: Jim	Approved by: Jim
Disclaimer: None	
8 1/2 x 11	3/3